

Japanese Tea Ceremony (Chanoyu)


An example given to demonstrate the shift to 21st Century curricular goals



Springside PLP team



Ellen Fishman-Johnson
Director-Vidcast Studio



Alison McFall
Middle School English Teacher



Caitlin Sweeney
1st Grade Teacher



Judy Callas
Middle School Art Teacher



Karen Kolkka
Lower School Technology
Coordinator

Our Beginnings...

- Started thinking about “enGauge” standards as example of 21st century curricular goals
- Wrestled with making sense of this for ourselves and wondered how to make it meaningful for Springside faculty
- Our group decided the best thing to do for our teachers is give an example of the shift
- Demonstrate shift through Tea Ceremony



Project Objective

While most teachers at *Springside School* have been introduced to the concepts of 21st century learning, teachers are confused or unconvinced about the importance of synthesizing these concepts into their practice. We will present an example of the shift that happens when reinterpreting existing curriculum using a Lower School lesson on the Japanese Tea Ceremony. By doing so, we will demonstrate 21st century skills like sharing, connecting globally, collaborating, collaboratively acting and how to use technological tools to enhance student involvement.

Comparison of Lesson Plans

ORIGINAL LESSON **SHIFT** > OUR LESSON PLAN

[http://
library.thinkqu
est.org/27458/
top/
multimedia/
culture9.html](http://library.thinkquest.org/27458/top/multimedia/culture9.html)

PLP Group-
Springside School

multimedia

テ Japanese Culture

ACTIVITY 9 Japanese Tea Ceremony (Chanoyu)

Overview

Give students a true taste of Japanese culture in this traditional tea ceremony. Everyone will leave feeling rested and refreshed having experienced this tradition dating back to the 7th century.

Teacher Background

This ancient practice blends together art, nature, and man. It is a time for silence, meditation, and rest when the mind can concentrate on harmony, respect, purity, and tranquillity.

Materials

- pottery tea bowl
- sweets: fresh cake or rice cake
- utensils: ladle, bamboo stirrer, spoon
- red silk napkin
- white linen cloth
- powdered green tea
- hot plate
- pot
- water
- cushions (optional)
- cups (one for each person)
- kimono for teacher (optional)

Procedures



Lesson Objective

“Give students a true taste of Japanese culture in this traditional tea ceremony. Everyone will leave feeling rested and refreshed having experienced this tradition dating back to the 7th century.”

Students will be exposed to a different cultural practice in order to recognize difference and articulate similarities. After experiencing the ceremony students will identify and share their own families rituals.

Teaching Strategy

Arrange a large area in the classroom where all the students can gather on the floor. Cushions may be arranged for students and guests to sit upon.

Set up all materials used for the tea ceremony at the front of the group so that students can watch the process. You should have the water heating at this point.

To authenticate this ceremony even more wear a kimono.

Invite students and guests to come and sit upon the cushions.

Watch a Japanese Tea ceremony (YouTube)
<http://www.youtube.com/watch?v=7tt7NBIVeMY>

Together, students compile questions about the ceremony-shared document in Google or do together on SmartBoard

Using Skype students ask an expert about the ceremony(authenticity)

Students invite guests to a class ceremony using Evite.

Students perform Japanese Tea ceremony

Follow up assignment-Ask students about their own ceremonies. Photos, video, write something, bring in props. Student explains ceremonies and rituals and why important to their family.

Teaching Strategy - Springside

I) Watch a Japanese Tea ceremony (YouTube)

<http://www.youtube.com/watch?v=7tt7NBIVeMY>

You Tube [Browse](#) [Upload](#)

Japanese Tea Ceremony: Tea At Koken WITH SOUND

[donguede](#) 241 videos




0:30 / 9:17

[donguede](#) — December 18, 2008 — Tea At Koken: A Japanese Tea Ceremony By Joy Mari Sato in the Wet Mountains of Colorado • Produced by Smokemuse ...

44,875
views

Teaching Strategy - Springside

2) Together, students compile questions about the ceremony-
shared document in Google or do together on SmartBoard



Teaching Strategy - Springside


3) Using Skype students ask an expert about the ceremony (authenticity)




Teaching Strategy - Springside

4) Students invite guests to a class ceremony using Evite.

Japanese Tea Ceremony

 Print Invitation

Host: Springside School First Grade [Change Organizer](#)

Location: Springside School- 1S classroom  SEND TO PHONE
8000 Cherokee St.
Philadelphia, PA 19118 US


When: Wednesday, April 21, 7:00PM [Add to my iCal Calendar](#)

Plese come join the First Grade grls for a real Japanese tea ceremony. we wil skpye with are friends in Japan and have tea with them. We hop you can come.

Love,
First Grade



[Invite More](#) | [Send a Message](#) | [Cancel Event](#) | [Copy Event](#)

 [Post on Facebook](#)

Teaching Strategy - Springside

5) Students perform Japanese Tea ceremony



Teaching Strategy - Springside

6) Follow up assignment-Ask students about their own ceremonies. Photos, video, write something, bring in props. Student explains ceremonies and rituals and why important to their family.



Skills

Collaboratively Act

Students collaborate in the performance of the tea ceremony

Share

Students share their own ritual using media-rich presentation.

Connect

Global connection with an expert via Skype.
Creating an Evite

Collaborate


Collaborate on questions for expert using Google Docs and/or VoiceThread

Collaboratively Act

Students collaborate in the performance of the tea ceremony

Measuring Effectiveness of Project *Action Research*

Teachers will fill out a pre-workshop questionnaire and a post-workshop questionnaire. The PLP committee will compare these questionnaires.





Sumi-e Brush Paintings
by
Springside School 6th grade